

AMC EXPERT FUND -AMC Indiac A

Data as of 30.06.2010

Fund facts

Risk



AMC Indiac is a sub-fund of the umbrella AMC EXPERT FUND. It invests in equity of companies located in the Indian subcontinent, especially in India but also in Pakistan, Sri Lanka and Bangladesh. This Fund is aimed for investors ready to accept higher risks arising from the special conditions in emerging markets and who are keen to diversify their investment portfolios over the long-term.

Its base currency is the dollar (USD). Up to 31.05.2010 the currency was Swiss franc (CHF).

| | |
|----------------------------------|------------------------|
| Accounting NAV | USD 124.89 |
| High / Low 2010 | USD 133.59/110.14 |
| Total sub-fund assets in million | USD 46.10 |
| TER as of 31.05.2009 | 2.33% |
| Management fee | 2.30% |
| Launch date | 08.02.2000 |
| Security number / ISIN | INDIACA / CH0010200464 |
| Reuters / Bloomberg | 0#GERI1= / GERINDI SW |
| Base currency | USD |
| Distribution as of 29.07.2009 | - |
| Gross yield | - |
| Fund manager | BCV Asset Management |

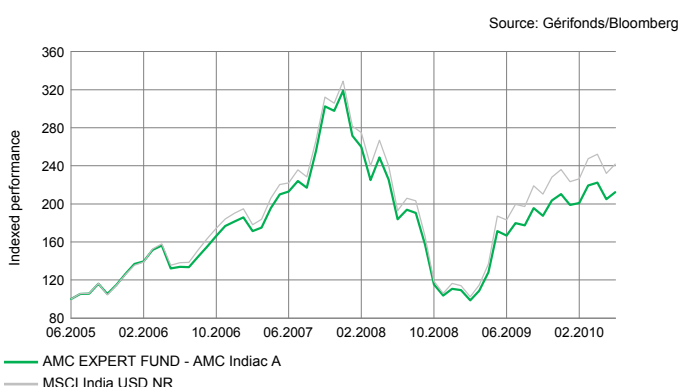
Fund Management: GERIFONDS SA, Lausanne /www.gerifonds.com

Performance in CHF

| (Reinvested distribution) | 1 Month | Since 31/12/09 | 1 Year | 3 Years |
|---------------------------------------|-------------|----------------|--------------|--------------|
| AMC EXPERT FUND - AMC Indiac A | 3.6% | 0.9% | 27.2% | -0.4% |
| MSCI India USD NR | 4.3% | 2.5% | 32.0% | 9.0% |

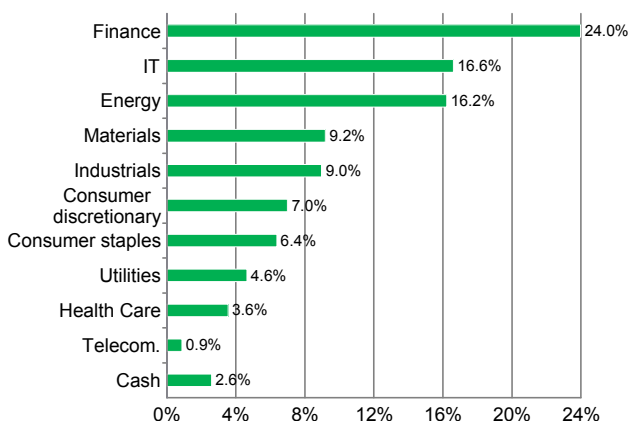
| | | | |
|--------------------|--------|------------|-------|
| *Annual Volatility | 35.49% | *Risk free | 1.44% |
| *Sharpe Ratio | 0.42 | *Beta | 0.96 |

Since 30.06.2005

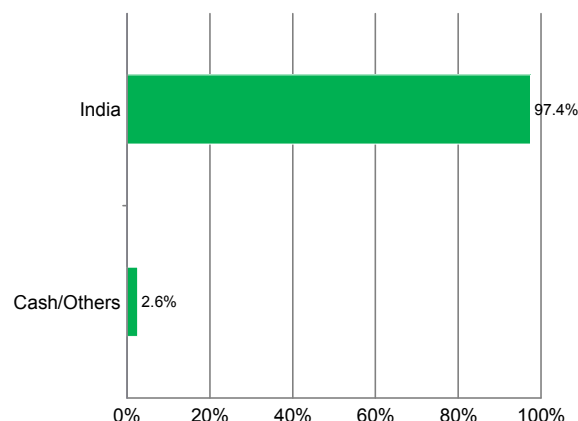


| 2005 | 2006 | 2007 | 2008 | 2009 |
|--------------|--------------|--------------|---------------|--------------|
| 36.5% | 43.2% | 75.8% | -65.3% | 89.9% |

Sector breakdown



Geographic breakdown



The largest holdings

| | | | |
|---------------------|-------|-----------------------|------|
| Reliance Industries | 12.4% | Larsen & Toubro | 3.7% |
| Infosys Tech. | 11.8% | Tata Consultancy Ser. | 3.0% |
| HDFC | 5.8% | ITC | 3.0% |
| ICICI Bank | 5.3% | ONGC | 2.2% |
| HDFC Bank | 3.9% | Banking Index | 2.2% |

Past performance is not indication of current or future performance. These performance data do not take account of commissions and costs incurred on the issue and redemption of units.

